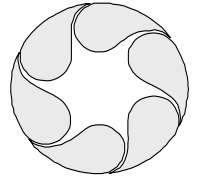


The *f* – Stop



Newsletter of the Camera Club of Brevard

May 2008

Website - www.ccbrevard.com

Email Address - info@ccbrevard.com

Camera Club Mailing Address

Camera Club of Brevard
PO Box 542
Melbourne, FL 32902

Club Officers

<u>Title</u>	<u>Name</u>	<u>Phone #</u>
President	Richard Thomson	848-1110
1st VP. (Programs)	Darin Heinz	626-0558
2nd VP. (Field Trips)	Mark Mittleman	254-7722
Secretary	Shannon McGregor	868-1916
Treasurer	Dan Striby	725-9210
Display Coordinator	Lib & Hermann Schiefner	773-9505
Membership	Marsha Sea	254-9629
F-Stop Editor	Arnold Dubin	723-7787
Webmaster	Arnold Dubin	723-7787

Membership Information

Single	\$30 per year
Family	\$35 per year
Student (Full Time)	\$15 per year

For more information, call any officer listed in our club directory. Friends and guests are always welcome at our meetings!

Monthly and Quarterly Themes

<u>Time Period</u>	<u>Theme</u>
2008	
June- Quarterly	Birds
July	Nighttime/After Dark
August	Open
September.- Quarterly	Prominate Color
October	Clouds
November	Showing Perspective
December - APC Contest	Open Theme
2009	
January	Backlighting
February	Having Fun
March- Quarterly	Food/Fruit/Veggies/Drink

Calendar of Events

- **Next Club Meeting:** 6:45 PM, **Wednesday June 4, 2008** at the Melbourne Library located on Fee Ave. near downtown Melbourne.
- **June Field Trip:** Manatees baseball game. The date and time will be announced at the June meeting.

- **June Program:** Our June program will be presented by Mike Riccardi from Vero Beach on underwater photography. Mike is a world-class underwater photographer and travels the world in search of the best places to photograph sea life. If you have ever wondered what it is like to be 50 feet below the water surface and have the worlds largest fish, a whale shark, swim above you, you won't want to miss this picturesque program.
- **Next Board Meeting:** 7:00 PM, **June 12, 2008** at Panera Bread 275 E Eau Gallie Blvd in Indian Harbour Beach. All Members are welcome.

May Program Thank You:

The Camera Club of Brevard would like to thank Rick Zimmer of Absolute Photography for his outstanding program on the fine art of Black and White photography. Rick presented many fine examples of his photography and stressed the approaches he uses in taking B/W photographs. He also showed us his 4X5 view camera and demonstrated the advantages of large format cameras. Thank you Rick.



Rick Zimmer
Photographed by Richard Thomson

Announcements

New Classes for the Monthly and Quarterly Photo Contests

With all the great and numerous photographs that have been entered in our contests, the camera club has decided to expand the competition. We will now have two categories of competition, **Class A** and **Class B**. Class A will be for accomplished photographers, and Class B will be for all others. It will be up to you which Class you initially like to enter your photographs in. Experienced and past winners of our contests should enter in Class A. Class B is for new photographers and members without a lot of

experience in contests. Once you win several times in Class B, you should enter your photographs in Class A.

The Four Corners Challenge 2008

The camera club has received all the photographs from the three international photo clubs. The three clubs are the Darwin and Blue Mountain Camera Clubs located in Australia and the Cannock PS in England. Our camera club will be judging their photographs giving each one a score. The results from all the clubs will be tabulated in early June. The CCB has an outstanding chance to take top honors. But, the other clubs have submitted outstanding pictures and the competition will be very tough.

May Photo Theme Winners – Bridges/Piers/Docks

Class A



Mark Mittleman
3rd place

Johnny Alives
1st & 2nd place

Class B



Robin Faulconer
3rd - place

Madeleine Magnuson
2nd - place

Terri Wells
1st - place

Photographed by Richard Thomson

Club Members Accomplishments

Patty Corapi was the third place winner in the 2008 Riverwalk Nature Center Photo Contest to be displayed Riverwalk Nature Center's front window which is located on US1 in Rockledge. She took this photo at the Merritt Island Wildlife Refuge.



Title – Black-Bellied Plover”
Photographed by Patty Corapi

Arnold Dubin was one of 8 selected from the 2008 Riverwalk Nature Center Photo Contest to be displayed Riverwalk Nature Center's front window which is located on US1 in Rockledge. The eight winning photos will also be posted on the brevardparks.com homepage and be displayed in a slideshow at brevardparks.com/nature.



Title – “I got it”
Photographed by Arnold Dubin

Photographs From Melbourne Art Festival

The camera club provided the MAF committee with over ten volunteers taking pictures for the festival this year. The photo assignments ranged from the patron dinner, the 5K run, the vendors, the people, Kids World, and entertainment along with a host of other opportunities. The CCB really appreciates the time and energy provided by these members for their volunteer community work. We look forward to volunteering again next year.



Photographs by Cathy Heinz



Photographs by Darin Heinz

Gatorland Field Trip

Lots of alligators and birds were on hand and were the perfect subjects for this field trip. The camera club members were taken on a special tour of the facility and shown a couple areas that were off limits to the public. Baby birds were abundant in the nearby nests, some only a few feet away. Off course, the alligators showed their prowess by striking up a bellowing chorus for about 5 minutes in the morning. I'd like to thank the staff of Gatorland who provided us with a wonderful day of photography.



Photographs by Mike Hamilton



Photographs by Earl Evans




Photographs by Steve Zatroch




Photographs by Lib Schiefner



Photographs by Debby Hamilton



Photographs by Tony Agresti



Photographs by Richard Thomson



Photographs by Arnold Dubin



Photographs by Herрман Schiefner




Photographs by Eric Albert



Photographs by Stan Crandall




Photographs by Ed McEwen



Photographs by Terri Wells



Photographs by Debby Hamilton



Photographs by Richard Thomson



Photographs by Mike Hamilton



Photographs by Arnold Dubin



Photographs by Patty Corapi

Local Events for Photographic Opportunities

June 1st, Annual Rotary Pineapple Man™ Triathlon. The Melbourne Beach Rotary Club proudly presents its 23rd Pineapple Man Triathlon, which is the oldest, continuously held triathlon in the state of Florida. The triathlon consists of .3 mile swim, 3.3 mile run, and a 15 mile bike ride along side A1A. For more information, please call (321)724-2499.

June 1st, 12th annual Art of Harleys Festival, Space Coast Harley Davidson located in Palm Bay. Time is 1:00 to 6:00. The camera club had a great time at this event last year. We took lots

of great photos and several of these photos were auctioned off later in the year for Community Based Care of Brevard.

June 21st and 22nd USA Jr. Windsurfing Festival. The 10TH Annual USA Jr. Windsurfing Festival to take place at Kelly Park, 2550 N Banana River Dr., Merritt Island will be a treat for the whole family! Event organizers will host a FREE learn to windsurf session and build a boat workshop for ages 8-17. For more information, please call (321)453-3223 or 1-800-4CALEMA.

July 03 -July 05, NASCAR Coke Zero 400, Daytona Beach, Florida. Summertime NASCAR race at Daytona International Speedway. For more information, call 800-854-1234

July 5th, TitusNites Cruise-In in Historic Downtown Titusville. Antique and classic cars on display on South Washington Avenue between Julia and Broad Streets from 4pm to 8pm.

July 19 -July 20 Hoike Hawaii Hula Competition Orlando, Florida. 2-Day Hoike & Makaha Sons 2-Day Concerts with Barry Kimoeko and beautiful Kealo Koko! For more information, call 407-240-2578

Upcoming Rocket Launches

June 3: NASA's Gamma-ray Large Area Space Telescope (GLAST) to launch atop a United Launch Alliance Delta 2 rocket from Cape Canaveral Air Force Station in Cape Canaveral, Florida. 11:44 a.m.-1:40 p.m. EDT

July 16: A United Launch Alliance Delta 4-Heavy booster to launch the NROL-26 satellite, a classified payload for the U.S. National Reconnaissance Office, from the Cape Canaveral Air Force Station in Cape Canaveral, Fla.

Up and Coming Contest

2009 Indian River Lagoon Photo Contest

The Indian River Lagoon National Estuary Program is seeking lagoon-related photographs for publication in our 2009 Indian River Lagoon Calendar.

All contest entries must be postmarked by July 31, 2008

For more info go to their website - [Indian River Lagoon Calendar Contest](#)

Florida Museum of Photographic Arts 8th Annual Member Juried Exhibition

- Entries must be delivered to them by August 7 & 8th
- It is for members of the FMoPA only, but membership can be obtained concurrent with submission of the photograph.
- Entry fee is \$30 per member, limited to one piece per member. The piece must be framed, matted, and ready to hang, and total dimensions of the frame cannot exceed 55" using the formula [width+height]; i.e. 22" x 33" max.
- You will also need to pay membership cost of \$30.00.
- Link to Entry Form: www.fmopa.org/membershow08.htm

Fifth Avenue Art Gallery

The Fifth Avenue Art Gallery pleased to announce our Third Annual 100% Pure Florida juried exhibition. Again, we will be

seeking out the varied and extraordinary talents of local, regional, and state-wide artists.

- Subject matter and style are unlimited.
- Payment, entries, and images are due by August 5.
- Link to their website: www.fifthavenueartgallery.com/100Percent

Nature Conservancy's 2008 Digital Photo Competition

They are looking for beautiful nature photography representing the diversity of life on Earth. Your own original digital images of our lands, waters, plants, animals and people in nature are all eligible for the competition.

DEADLINES: Deadline for submitting entries is 11:59 pm Pacific Standard Time on October 15, 2008.

For more info click on this link [Nature Conservancy](#)

Recent Workshops

Samson Island Workshop

On May 10th, the camera club provided workshops for the city of Satellite Beach's Samson Island Open house. It was a pleasant sunny day and there were over 100 people who visited the island by boat-ride. Many of the visitors stopped by and talked photography with us. I would like to thank Arnold Dubin, Ed McEwen, Patty Corapi, Eric Albert, and Richard Thomson for volunteering to help out with this fine program.



Photographs by Patty Corapi

Landscape Workshop

The camera club conducted a landscape photography workshop at the Lagoon House on May 24th. We had over 30 club members, including some family members attend. We hope everyone had a fun time at the workshop and learned some of the techniques used in landscape photography. If you have any questions regarding workshop or the topics discussed, please contact Richard Thomson.

Useful TIPS

Adorama

Focus With Precision

By Jason Schneider - November 11, 2007

Many pictures are quite sharp, but not as sharp as they should be in the right places. We've all seen portraits where a nose (or worse, crow's feet under the eyes) are rendered with exquisite sharpness, but the eyes and eyelashes that should be tack sharp look a bit fuzzy.

Part of the problem is depth of field, which is limited in close-ups. But the main culprit is not focusing precisely on the defining elements--the eye, the stamen and pistil of a flower, etc. The autofocus (AF) systems in the latest DSLRs do a great job of identifying and focusing on the subject, but they're not as intelligent as you are at identifying the precise areas of the subject that need to be as sharp as possible.



Photo © Silvrshootr/iStockphoto

To achieve precise focus, either:

- Set center focus (rather than multi-zone) AF, focus on the subject, hold the focus point by pressing the shutter button part way down, recompose, and shoot; or
- Use manual focus. In terms of results, both methods are effective, but using manual focus is by far the most reliable method, especially when shooting extreme close-ups.

All DSLRs and many high-end compacts offer center AF and manual focusing options.



Photo © xyno6/iStockphoto

Hold Your Camera Steady

By Jason Schneider - December 1, 2007

Very few photographers use a tripod or monopod to take all their pictures, and even the best built-in anti-shake systems have limitations. That's why it's still very important to hold your camera steadily when shooting pictures.

Digital SLRs with optical viewing systems have a great advantage over many point-and-shoot cameras in this respect because they're designed to be viewed at eye level with the camera pressed firmly against your face rather than held out at arm's length as you ogle at the LCD.



Unsteady hold: Many compact cameras lack an optical viewfinder, forcing you to hold the camera at arm's length—a position that can increase shaky shots. Photo © Jim Jurica / iStockphoto.com

The time-honored method of bracing your elbows at your sides, pressing the eyepiece into your eye socket, keeping your feet apart at about shoulder distance, arching your index finger over the shutter release, and gently squeezing the shutter button is still the best way to insure sharp handheld shots. Bracing the camera against any solid object—a big rock, car, tabletop or doorway—will also increase stability and minimize shake.



A stable environment: SLRs must be held with both hands; by pressing the finder against your eye while tucking your elbow in your stomach you are creating a steadier holding position and your chances of getting sharper shots increases. Photo © Pawel Grabowski / iStockphoto.com

When buying a compact digital camera, consider getting a model with a built-in optical viewfinder that gives you the option of holding the camera up to your face. And if you opt for a camera that doesn't have this feature, make sure it has a built-in image stabilization or anti-shake system (most current models do).