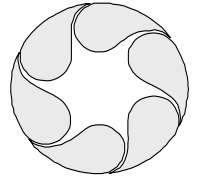


The *f* – Stop



Newsletter of the Camera Club of Brevard

April 2008

Website - www.ccbrevard.com

Email Address - info@ccbrevard.com

Camera Club Mailing Address

Camera Club of Brevard
PO Box 542
Melbourne, FL 32902

Club Officers

<u>Title</u>	<u>Name</u>	<u>Phone #</u>
President	Richard Thomson	848-1110
1st VP. (Programs)	Darin Heinz	626-0558
2nd VP. (Field Trips)	Mark Mittleman	254-7722
Secretary	Shannon McGregor	868-1916
Treasurer	Dan Striby	725-9210
Display Coordinator	Lib & Hermann Schiefner	773-9505
Membership	Marsha Sea	254-9629
F-Stop Editor	Arnold Dubin	723-7787
Webmaster	Arnold Dubin	723-7787

Membership Information

Single	\$30 per year
Family	\$35 per year
Student (Full Time)	\$15 per year

For more information, call any officer listed in our club directory. Friends and guests are always welcome at our meetings!

Monthly and Quarterly Themes

<u>Time Period</u>	<u>Theme</u>
2008	
May	Bridges/Piers/Docks
June- Quarterly	Birds
July	Nighttime/After Dark
August	Open
September.- Quarterly	Prominate Color
October	Clouds
November	Showing Perspective
December - APC Contest	Open Theme
2009	
January	Backlighting
February	Having Fun
March- Quarterly	Food/Fruit/Veggies/Drink

Calendar of Events

- **Next Club Meeting:** 6:45 PM, **Wednesday May 7, 2008** at the Melbourne Library located on Fee Ave. near downtown Melbourne.

- **May Program:** Our program for the evening will be about Black and White photography. The program presenter will be fine art photographer Rick Zimmer from Absolute Photography in Orlando, FL. Rick will detail how to approach and capture Black and White photographic images. What makes a good Black and White image? Come to our May meeting and learn to “see” in Black and White.
- **Next Board Meeting:** 7:00 PM, **May 15, 2008** at Panera Bread 275 E Eau Gallie Blvd in Indian Harbour Beach. All Members are welcome.
- **May Field Trip:** Our field trip for May will be held Saturday May 3rd at historic Gatorland in Kissimmee, FL. The camera club has made arrangements for early entry into the park at 7:30am. We can’t be late. CCB members will car pool from the Waffle House parking lot located near the Rt.192 and I95 exit. If you would like to car pool, please arrive no later than 5:45am. We have also made arrangements for discounted admission tickets of \$20.00 (please bring cash). This is a family park, and everyone is invited to bring their family members and/or friends with them. Last year, many great photographs of baby birds and alligators were taken. The baby bird nesting season is in full swing right now, and the photographic opportunities will be abundant.

April Program Thank You:

Our program for April diverged from the traditional “taking photos” arena. Instead, we learned various ways we can show and display our photographs. We had two exciting presentations that showed us how we can create photo memory books and ways we can display our photographs onto ceramic tiles, acrylics, metal, and stone. I would like to thank Julie Albert from Heritage Makers and Dan Starr from Smart Imaging for a great night of programs.



Julie Albert



Dan Starr

Photographed by Richard Thomson

Announcements

Two Entry Classes for the Monthly and Quarterly Photo Contests

With all the great and numerous photographs that have been entered in our contests, the camera club has decided to expand the competition. We will now have two categories of competition, Class A and Class B. Class A will be for accomplished photographers, and Class B will be for all others. It will be up to you which Class you initially like to enter your photographs in. Experienced and past winners of our contests should enter in Class A. Class B is for new photographers and members without a lot of experience in contests. Once you win several times in Class B, you should enter your photographs in Class A.

April Photo Theme Winners – Wide Angle



1st & 2nd place Class A - Bill Highsmith
1st place B Class - Eric Albert 2nd Place A Class - Marsha Sea

Photographed by Richard Thomson

Club Members Accomplishments

Arnold Dubin won second place in the scenic/landscape category for the Mounts Botanical Garden Annual Photography Contest in West Palm Beach.



Title – “Chamber of Commerce Day”
Photographed by Arnold Dubin

Arnold Dubin's photo won first place in the Public Use/Recreation category of the Arthur R. Marshall Loxahatchee National Wildlife Refuge 25th Annual Photography Contest in Boynton Beach Florida on April 18, 2008.



Title – “Moving Out”
Photographed by Arnold Dubin

Johny Alives has been published again in two different magazines in North Carolina. “Storm Brewing” was published in Western North Carolina Real Estate Magazine. “Wagon Wheel” was published in the latest edition of Expressions magazine

Johny also has been hired by Bear Claw Inc. in North Carolina to photograph all their plasma cuttings on a continuous bases. They will be published on a web site in Chicago and made into a catalog. I attached an example of a plasma cutting titled “Hummingbird”.



Title – “Storm Brewing”

Photographed by Johny Alives



Title - "Wagon Wheel"
Photographed by Johny Alives



Title - "Hummingbird"
Photographed by Johny Alives

Photographs From Country Care Roses

We had wonderful weather for our field trip to Country Care Roses. The sun was shining and the wind was cooperating by not blowing. We hope that all the members who attended came home with super photos of roses and various other flowers and wildlife. After the field trip, many members went to lunch in Fellsmere at Marsh's Landing. In addition to a fine lunch, we all got to know one another a little bit better.



Photographs by Terri Wells



Photographs by Mike Hamilton



Photographs by Marsha Sea



Photographs by Eric Albert



Photographs by Dennis French



Photographs by Debby Hamilton



Photographs by Bill Tepper



Photographs by Arnold Dubin

Local Events for Photographic Opportunities

May 01 -May 03 SuperBoat Grand Prix, Fort Lauderdale, Florida. South Florida Boat Show and Offshore Boat Race. Contact 954-822-1703 for more information

May 3rd, TitusNites Cruise-In in Historic Downtown Titusville. Antique and classic cars on display on South Washington Avenue between Julia and Broad Streets from 4pm to 8pm. Lots of antique cars in a historic setting. Also, good food and music.

May 3rd, Turkey Creek Sanctuary Jubilee The Turkey Creek Sanctuary Jubilee will celebrate the natural beauty of this 113 acre park. Turkey Creek Sanctuary is located at 1518 Port Malabar Blvd., Palm Bay. For information about the event, please call (321)676-6690.

May 10th, Old Timer's Day at Fort Christmas Historical Park, Christmas, FL. Barbeque and music honor our senior citizens. Age 65 and older eat free. For more information: 407-568-4149

May 24- 25, 10th Annual Caribbean Jamboree, Hosted by the The Brevard Caribbean American Sports & Cultural Association, the 10th Annual Caribbean Jamboree will be held at the Palm Bay Regional Park, Malabar Rd. in Palm Bay. For more information, please call (321)728-2558 or see their official website: www.bcasca.com 10th Annual Caribbean Jamboree.

May 24th to 26th, Cocoa Beach, Beach Fest: An annual even held every Memorial Day Weekend in May. This music festival premiers the best in local and national bands. Beach Fest features free concerts and military beach competitions!

May 24th thru may 26th, Free admission to the Valiant Air Command Warbird Museum. 6600 TICO Road Titusville Phone: 321-268-1941 9:00am to 5:00pm. Brevard County ID required

June 1st, Annual Rotary Pineapple Man™ Triathlon. The Melbourne Beach Rotary Club proudly presents its 23rd Pineapple Man Triathlon, which is the oldest, continuously held triathlon in the state of Florida. The triathlon consists of .3 mile swim, 3.3 mile run, and a 15 mile bike ride along side A1A. For more information, please call (321)724-2499.

June 1st, 12th annual Art of Harleys Festival, Space Coast Harley Davidson located in Palm Bay. Time is 1:00 to 6:00. The camera club had a great time at this event last year. We took lots of great photos and several of these photos were auctioned off later in the year for Community Based Care of Brevard.

June 21st and 22nd USA Jr. Windsurfing Festival. The 10TH Annual USA Jr. Windsurfing Festival to take place at Kelly Park, 2550 N Banana River Dr., Merritt Island will be a treat for the whole family! Event organizers will host a FREE learn to windsurf session and build a boat workshop for ages 8-17. For more information, please call (321)453-3223 or 1-800-4CALEMA.

July 03 -July 05, NASCAR Coke Zero 400, Daytona Beach, Florida. Summertime NASCAR race at Daytona International Speedway. For more information, call 800-854-1234

July 5th, TitusNites Cruise-In in Historic Downtown Titusville. Antique and classic cars on display on South Washington Avenue between Julia and Broad Streets from 4pm to 8pm.

July 19 -July 20 Hoike Hawaii Hula Competition Orlando, Florida. 2-Day Hoike & Makaha Sons 2-Day Concerts with Barry Kimokeo and beautiful Kealo Koko! For more information, call 407-240-2578

Upcoming Rocket Launches

May 16: NASA's Gamma-ray Large Area Space Telescope (GLAST) to launch atop a United Launch Alliance Delta 2 rocket from Cape Canaveral Air Force Station in Cape Canaveral, Florida. 11:45 a.m.-1:40 p.m. EDT

No Earlier Than May 31: Description: Space shuttle Discovery on mission STS-124 will transport the Kibo Japanese Experiment Module - Pressurized Module (JEM-PM) and the Japanese Remote Manipulator System (JEM-RMS) to the International Space Station. Launch Time: 5:01 p.m. EDT

June 30: A United Launch Alliance Delta 2 rocket to launch GPS 2R-20 global positioning system satellite for the U.S. Air Force in a space shot staged from Cape Canaveral Air Force Base in Cape Canaveral, Fla.

July 25: A United Launch Alliance Delta 4-Heavy booster to launch the NROL-26 satellite, a classified payload for the U.S. National Reconnaissance Office, from the Cape Canaveral Air Force Station in Cape Canaveral, Fla.

Up and Coming Contest

2008 Riverwalk Nature Center Photo Contest

Brevard County Parks and Recreation is seeking Indian River Lagoon themed photographs. Winning photos will be displayed by the Parks Dept. and at the Riverwalk Nature Center.

All contest entries must be postmarked by May 2, 2008.

For more info go to their website – [Riverwalk Nature Center Photo Contest](#)

2009 Indian River Lagoon Photo Contest

The Indian River Lagoon National Estuary Program is seeking lagoon-related photographs for publication in our 2009 Indian River Lagoon Calendar.

All contest entries must be postmarked by July 31, 2008

For more info go to their website - [Indian River Lagoon Calendar Contest](#)

2008 Florida State Park Photo Contest

The Florida State Park is now underway, and we have begun accepting Photographer registrations. The process is easy. All Photographers will first register as a Contestant, and receive a Photographer ID number. When you have received your photographer number, you may begin to fill out the necessary forms for photograph entries, photo releases, and model releases (if necessary). Once your forms are complete, you may mail them in to be submitted to the contest. Please read the Contest Rules for more details. For more details about this contest click hear - [Florida State Park Photo Contest](#)

The Four Corners Challenge 2008

The photographs for the Four Corners Challenge were juried and the CCB is proud to announce the finalists. Many outstanding images were received and choosing 15 photographs from all the entries was very difficult. Here are the photographer's name and picture titles for photographs chosen as finalists:

Hermann Shiefner - The Game
Bill Highsmith - Awaiting Ride
Kim Hunt - South Beach Japanese Restaurant
Richard Thomson - White Orchid
Stan Crandall - Meditation
Marsha Sea - Reflections
Wayne Peck - Mingus Mill
Arnold Dubin - Crested Caracara
Arnold Dubin - Eagle Nest
Al Rollins - Crater Lake
Bill Highsmith - Hannah at Seven
Richard Thomson - Driftwood Merritt Island
Johny Alives - Night Blooming Cereus
Stan Crandall - Bridge
Richard Thomson - Sand Fence

Congratulations to all the finalists and to all the photographers who participated in this contest. The final judging for the Four Corners Challenge will take place later in May. The CCB has great photographers and we have a great chance of winning this international competition.

Seminars and Workshops

Satellite Beach Workshop at Samson Island

On **Saturday May 10th**, the Camera Club has volunteered to provide several workshops for Satellite Beach's Samson Island Open House. We will provide to visiting guests three basic workshops on photography. The workshops will be about birding photography, flower photography, and general camera usage. The open house will be from 10:00am to 2:00pm. Mark Mittleman, Patty Corapi, Marsha Sea, Linda Bauer, Darin Heinz, Richard Thomson, and Arnold Dubin have volunteered to help with the programs. If you would like to help, please email info@ccbrevard.com or call Richard at 321-848-1110.

May 24th CCB Workshop: Landscape Photography

Our next workshop will be held on May 24th at the Lagoon House off Rt.1 at 10:30am. The CCB will be presenting a program on Landscape Photography. Landscape Photography is not as simple as it appears. The camera club will explain various ways to approach this popular type of photography. Click on our web-site link ([workshop](#)) for more details.

Useful TIPS For Taking Better Portraits

Dave Johnson - PC World (September 17, 2007)

Most of my family lives a cab ride, three connecting flights, and a rental car away, so I don't get to see them very often. But when I

do make the trip, I hear this all the time: "David, take a picture of your sister." "David, take a picture of your nephews." (My mom is the only person I know who calls me David.)

If any of that sounds familiar, you're in luck. This week, I'll equip you with a few tips and tricks you can use to take better portraits.

Put Them at Ease

Taking pictures of people can be intimidating. But if you think it's nerve wracking to take a picture of someone, try being the person in front of the camera. Uncle Ted doesn't want to stand around getting photographed, trust me. And so it's hard to get a natural pose from people when they know they are being photographed. The single best bit of advice is to put your subjects at ease. And if you're trying to capture spontaneous, candid moments, then back off and blend in with the background.

If you want to take formal portraits, though, you can't disappear into the trees and take your pictures surreptitiously. Instead, you'll want to talk to your subjects to get them to loosen up. Eventually, they'll exhibit more natural responses and look better in the photograph.


Here's a trick: Take pictures periodically as you pose your subjects to get them used to the shutter going off, even if you don't intend to keep the shots. When you take the final shot, they'll never know it.



Digital cameras have an advantage that old film cameras don't: The LCD display lets you frame your picture without holding the camera up to your face. That leaves you free to interact with your subjects without having an intimidating camera obscuring your head. That gives you more opportunities to get your subject to relax and, if you're shooting more than one person at a time, interact with each other.

Use a Shallow Depth of Field

Most of the time, you'll want to focus exclusively on the person in the portrait. Notice the use of the word *focus* and its double meaning, implying that's where we want the viewer's attention as well as the actual lens focusing. (I include that pun free of charge.)




In any event, configure your camera so the depth of field is as narrow as possible, leaving the background pleasantly blurry. To do that, you can use your digital camera's portrait mode, which is

designed to minimize depth of field. If your camera has an Aperture Priority mode, you can switch to that and dial in the smallest f/stop value available, such as f/5.6 or f/4.

Another option is to selectively blur the background using a photo editing program.

Pick the Right Focal Length

Another important piece of the puzzle is your camera's zoom setting. If you set the camera to a wide-angle position, the lens will distort your subject's features. If you're photographing Uncle Ned "Big Nose" Jackson, the last thing you want to do is make that proboscis appear any larger.



The right focal length is usually between about 80 and 100mm, which turns out to be near the telephoto end of many point and shoot digital cameras' zoom ranges. So zoom all the way out and see what that looks like in the viewfinder. Go wider if necessary, but avoid dialing all the way back to the wide end of your camera's zoom range, or you might end up with something like this.

Use Natural Lighting

Finally, use natural lighting whenever possible; it will make your subjects look better. Shoot early or late in the day--and if possible shoot outdoors, in the shade. If you are taking pictures indoors and need to use your camera's flash, turn on the red-eye reduction mode and supplement the camera's flash with as much other lighting as possible. If your camera's flash can be tilted, bounce the light off a wall or ceiling.

Tips For Classic window-light still Lifes - By Derek Doeffinger for Adorama (April 11, 2008)



Like most photographers my greatest photographic joy is to travel to exotic locales where I can take pictures of llamas dashing through the ruins of Machu Pichu, surfers hanging five on the curls at Big Sur, or skyscrapers soaring in any big city. Unfortunately those big trips are few and far between so I need another way to scratch

my photographic itch (for me it's more like a rash) on a regular basis.

I do that by setting up still lifes next to a window. That way, regardless of the weather, I can take pictures almost any day of the year. Not only doesn't it cost me a dime, it sometimes leads to a nice snack.



What subjects make for a good still life? Just about anything that offers visual appeal and is smaller than a basketball. Recall some of those old master Dutch still life paintings, and you'll remember they depict flowers, seed pods, fruit, pies, baskets, feathers, pocket watches, old keys, and so on (including a fair number of shot game animals). My personal favorites are pears for their sensuous curves and milkweed seed pods for their fluffy emerging seeds.



Once you decide what to photograph, here's how. Choose a window with the type of light you want (I prefer soft sunless light, although the warm light of a setting sun can be attractive). If the wall that forms the background is busy, use a large poster board or sheet of fabric for your background. Use a table to hold the subjects, arrange them to please your eye, put the camera on a tripod, and consider using the self timer if the shutter speed is slow (that way your finger won't shake the camera and blur the picture). Because window light comes from one direction, the sides of the subjects facing away from the windows may be too dark. Use a white piece of paper, poster board, or reflector disc to bounce light back into the shadows, lightening them and revealing detail.

Because you're fairly close to the subject in most still lifes, try using a smaller f/stop, such as f/11 or f/16, so you achieve front-to-back sharpness.

With a little practice, you'll soon be creating your own masterpieces.

Arthur Morris Seminar- May 24th

The Indian River Photo Club is presenting a seminar by world famous photographer Arthur Morris. This is an all day seminar featuring one of the best birding photographers in the world. Visit <http://irphotoclub.org/index.html> for additional information